



More options for screening more patients

Our comprehensive cervical cancer screening portfolio empowers you to meet every unique patient need.



**Co-testing with
Pap and HPV**



**Primary HPV screening
physician collected**



**HPV screening
patient self-collected**



Quest Diagnostics is committed to helping you
deliver best-in-class screening and testing.

Every woman should have access to potentially life-saving screening

Ensuring routine cervical cancer screening remains a challenge¹



4.4M fewer

American women received screening in 2021 versus 2019²



1.7% increase

in incidence of cervical cancer in women 30-44 years old³

Quest is committed to supporting you in providing the necessary testing for your patients. Our comprehensive array of screening options is designed to reduce barriers and empower you to tailor testing approaches to meet the unique needs of each patient.



Quest supports leading cervical cancer screening guidelines

	American College of Obstetrics and Gynecology ^{4a}	US Preventive Services Task Force ⁵ (guidelines in process)	American Cancer Society ⁶
Women younger than 21	No screening	No screening	No screening
Women ages 21-29	Pap alone every 3 years	Pap alone every 3 years	No screening ages 21-24
Women ages 30-65	<ul style="list-style-type: none"> Pap alone every 3 years Co-testing (per guidelines, Pap and HPV) every 5 years Primary HPV screening every 5 years 	<ul style="list-style-type: none"> Pap alone every 3 years Co-testing (Pap and HPV) every 5 years Primary HPV screening every 5 years 	<p>The following is for women 25-65 years of age:</p> <ul style="list-style-type: none"> Primary HPV screening every 5 years <p>Alternative options if HPV primary not available:</p> <ul style="list-style-type: none"> Pap alone every 3 years Co-testing (Pap and HPV) every 5 years
Women older than 65	Screening should be discontinued if patient has had adequate negative prior screening results and no history of CIN 2+. Recommend continuing age-based screening for ≥20 years in those patients with a history of CIN 2, CIN 3, or adenocarcinoma in situ. Adequate negative prior screening results is defined as 3 consecutive negative Paps or 2 consecutive negative co-tests within the past 10 years, with the most recent test occurring within the past 5 years.		
Women after hysterectomy with removal of the cervix and no history of high-grade precancer or cervical cancer	Do not screen	Do not screen. Applies to women without a cervix and without a history of CIN2 or a more severe diagnosis in the past 20 years or cervical cancer ever	Those who have had their cervix removed, such as from a hysterectomy, don't need screening as long as the surgery was done for reasons not related to cervical cancer or serious precancer
Women who have been vaccinated with the HPV vaccine	Follow age-specific recommendations (same as unvaccinated women)		

Note: The above table may not be inclusive of every cervical cancer screening option in these guidelines, including Pap with reflex to HPV scenarios. Clinicians should refer to health plan policy algorithms for coverage instructions on allowable screening and management of abnormal options and related coverage.

^a Endorses the USPSTF cervical cancer screening guidelines.

As part of strategies to ensure every woman is tested, the USPSTF recommends primary HPV screening in women 30–65 years old⁵

With primary HPV screening, the high-risk HPV (hrHPV) test is used as the primary method to assess cervical cancer risk, with the Pap test reserved for follow-up when the hrHPV test identifies potential concerns. With traditional co-testing, both tests are performed simultaneously.

Screen for the types of HPV infection most likely to cause cancer

hrHPV causes virtually all cervical cancers.⁷ In fact, 2 high-risk types—HPV 16 and HPV 18—cause 70% of cervical cancers worldwide.⁷ HPV testing is recognized as providing the most clinically useful results for detecting cervical cancer risk in its earliest stages when treatment is likely to have the greatest impact.

Testing from Quest detects high-risk HPV strains

Primary HPV screening: cobas® HVP test

The cobas® HPV test is clinically validated and FDA-approved (with automatic reflex to cytology in high-risk positive results) to provide individual detection of HPV 16 and HPV 18 strains, as well as simultaneous pooled results for 12 other high-risk genotypes.⁸

HPV patient self-collected: cobas® DNA HPV assay

The cobas® DNA HPV assay targets E6/E7 DNA to help identify the presence and activity of an hrHPV infection.⁹

Individual tests	12 pooled hrHPV results		
HPV 16	31	33	35
HPV 18	39	45	51
	52	56	58
	59	66	68



“Strategies that aim to ensure that all women are appropriately screened and receive adequate follow-up are most likely to succeed in further reducing cervical cancer incidence and mortality in the US.”⁵

Co-testing with Pap and HPV provides 2 levels of assurance

Co-testing, when a pap test and HPV screening are run concurrently, incorporates 2 different testing modalities, cytological analysis of cervical tissue and NAAT-based molecular testing for hrHPV.

A colposcopic examination may be recommended based on the results of co-testing. **Because hrHPV causes nearly all cases of cervical cancer,⁷ co-testing is an effective option to provide early detection.**

Guidelines from leading organizations including ACOG, USPSTF, and ASCCP endorse co-testing as a Grade A level screening option for women ages 30-65.^b

^bBased on draft guidelines released in December 2024.

Pap testing excellence and accuracy^c

- Almost 1 in 5 Pap tests are reviewed a second time as part of routine quality control
- Our quality control standards meet, and often exceed, all state and federal requirements
- Our team of medical experts includes 450 anatomic and clinical pathologists—a significant number of whom have a gynecologic subspecialty—who meet frequently to discuss your most challenging cases
- We perform a higher volume of Pap and high-grade lesion evaluations than most other labs

^cNo lab test is 100% accurate due to multiple reasons. Quest has controls in place to reduce these conditions.



Trust Quest to help elevate your patient care

We provide robust cytology testing and reporting in order to meet your cervical cancer screening needs.



Excellent performance

Tests that provide excellent clinical performance, specimen stability, and specimen availability^{10,11}



Accurate results

Advanced technology that enhances the cytotechnologist's ability to interpret cells on the slide



Enhanced reporting

Talk to your representative about our enhanced report for Pap and HPV testing for integrated, streamlined results



Pap summary reports

Your Quest Diagnostics representative can also ensure that you receive electronic access to a comprehensive list of all Pap and HPV patient results organized in order of highest risk on a monthly basis

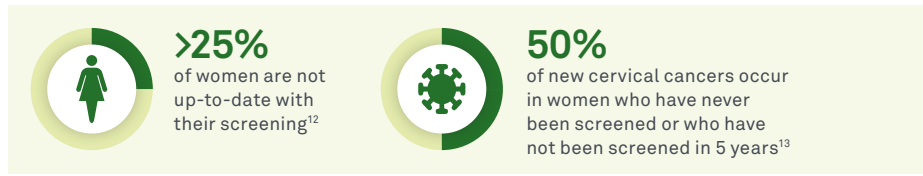
Self-collect options can help overcome obstacles to traditional screening

A recent study shows that more than a quarter of US women are not up-to-date with cervical cancer screening,¹² and 50% of all new cervical cancers are in women who have never been screened or have not been screened in the previous 5 years.¹³

In many cases, noncompliance with screening guidelines can be attributed to lack of knowledge or access to appropriate care. There are also some women who delay testing because of the invasive nature of speculum-based specimen collection.

These may include⁴

- Transgender individuals
- Women with religious barriers to such procedures
- Women with a history of physical trauma



For these patients, self-collection provides a more discreet alternative.

In any healthcare setting, the patient can privately collect the specimen using a vaginal swab. Self-collect testing from Quest identifies the same hrHPV genotypes specified in guidelines with similar confidence levels as physician-collected tests, while complying with all major screening guidelines.

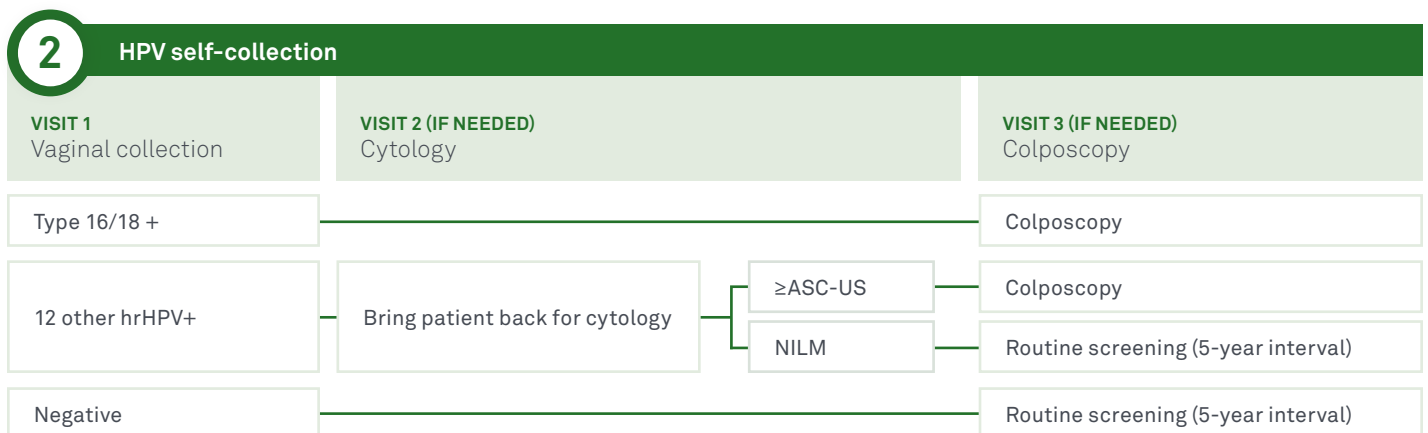
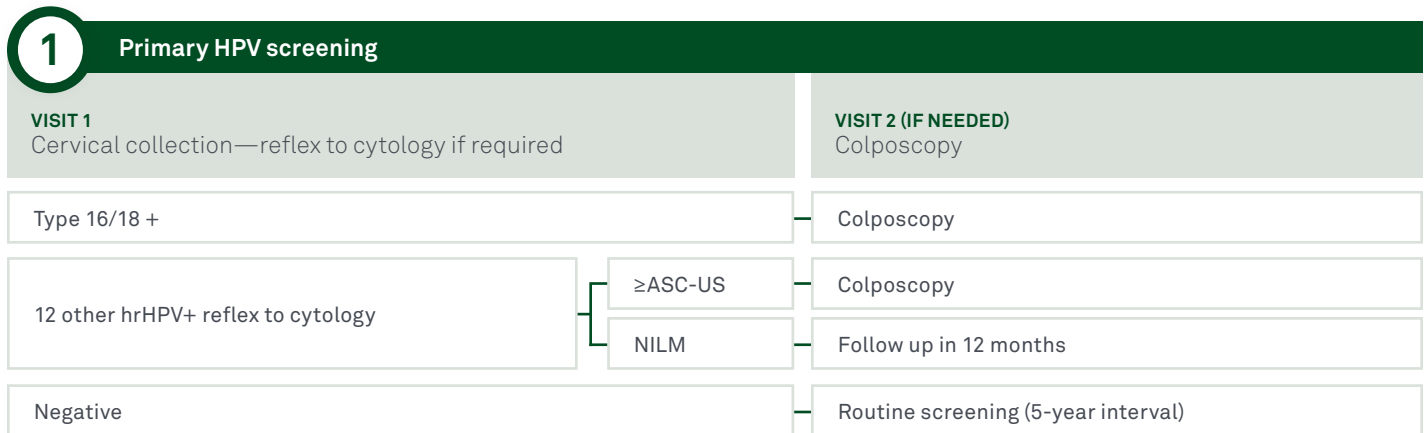
Some self-collected patient results may require follow-up.

While a primary self-collected test will fulfill patient screening requirements, a vaginally collected specimen is insufficient for reflex to cytology.

Consequently, patients who test positive or have inconclusive results will still need to undergo traditional cervical collection and, in some cases, may require colposcopy for further evaluation.

Two potential HPV-focused screening journeys

Guidelines continue to evolve, and Quest is committed to staying up-to-date with the most current algorithms.



Together, we can remove barriers to cervical cancer screening



Self-collection provides patients with an effective, speculum-free HPV screening option

- Increase compliance among traditionally underserved populations
 - Transgender individuals
 - Victims of abuse
 - Those with religious or cultural objections
 - Anyone unable or unwilling to undergo a speculum exam



Part of our ongoing commitment to women's health

- Supported by advanced esoteric testing labs
- Testing options also include physician-administered primary HPV testing, co-testing with Pap and HPV, and Pap testing



The benefits of teaming with the largest provider of diagnostic services

- Guideline-based solutions
- Support from our nationwide team of medical and scientific experts
- Quantum® online lab services to simplify ordering with enhanced results, transparent pricing, and billing support on phone or laptop
- In-network access with most private insurance plans, Medicare, and Medicaid, which helps to minimize billing and reimbursement challenges
- Financial assistance programs where affordability is a barrier to appropriate care



Additional information can be found in the Quest test directory at [QuestDiagnostics.com/TestDirectory](https://www.questdiagnostics.com/TestDirectory) or by contacting your local Quest Diagnostics representative.



References

1. National Cancer Institute. Cancer Currents: Overdue cervical cancer screening increasing. January 14, 2022. Accessed December 20, 2024. <https://www.cancer.gov/news-events/cancer-currents-blog/2022/overdue-cervical-cancer-screening-increasing>
2. Star J, Bandi P, Siegel RL, et al. Cancer screening in the United States during the second year of the COVID-19 pandemic. *J Clin Oncol*. 2023;41(27). doi:10.1200/JCO.22.0217
3. American Cancer Society. Key statistics for cervical cancer. June 28, 2024. Accessed December 20, 2024. <https://www.cancer.org/cancer/types/cervical-cancer/about/key-statistics.html>
4. ACOG. Updated cervical cancer screening guidelines. April 2021. Accessed December 20, 2024. <https://www.acog.org/clinical/clinical-guidance/practice-advisory/articles/2021/04/updated-cervical-cancer-screening-guidelines>
5. US Preventive Services Task Force. Final recommendation statement. Cervical cancer: Screening. August 21, 2018. Accessed December 20, 2024. <https://www.uspreventiveservicestaskforce.org/uspstf/recommendation/cervical-cancer-screening>
6. American Cancer Society. The American Cancer Society guidelines for the prevention and early detection of cervical cancer. 2024. Accessed November 20, 2024. <https://www.cancer.org/cancer/types/cervical-cancer/detection-diagnosis-staging/cervical-cancer-screening-guidelines.html>
7. NIH. Cervical cancer causes, risk factors, and prevention. August 2, 2024. Accessed December 20, 2024. <https://www.ncbi.nlm.nih.gov/books/NBK65901/>
8. Roche Diagnostics. cobas® HPV. Accessed December 20, 2024. <https://diagnostics.roche.com/global/en/products/lab/cobas-hpv-5800-6800-8800-pid00000297.html>
9. Hologic. Aptima. Accessed December 20, 2024. <https://hologicwomenshealth.com/products/aptimahpvassay/>
10. ThinPrep 2000 System. Package insert. MAN-02624-001 Rev. 004. Hologic, Inc.; 2017.
11. Powell N, Smith K, Fiander A. Recovery of human papillomavirus nucleic acids from liquid-based cytology media. *J Virol Methods*. 2006;137(1):58-62. doi: 10.1016/j.jviromet.2006.05.033
12. NIH. Cervical cancer trends progress report. Cervical cancer screening. March 2024. Accessed December 20, 2024. https://progressreport.cancer.gov/detection/cervical_cancer
13. Subramaniam A, Fauci JM, Schneider KE, et al. Invasive cervical cancer and screening: What are the rates of unscreened and underscreened women in the modern era? *J Low Genit Tract Dis*. 2011;15(2):110-113. doi:10.1097/LGT.0b013e3181f515a2
14. Chorley AJ, Marlow LA, Forster AS, et al. Experiences of cervical screening and barriers to participation in the context of an organised programme: A systematic review and thematic synthesis. *Psychooncology*. 2017;26(2):161-172. doi:10.1002/pon.4126

Image content features models and is intended for illustrative purposes only.

QuestDiagnostics.com

Quest®, Quest Diagnostics®, any associated logos, and all associated Quest Diagnostics registered or unregistered trademarks are the property of Quest Diagnostics. All third-party marks—® and ™—are the property of their respective owners. © 2025 Quest Diagnostics Incorporated. All rights reserved. SB13576 1/2025